




# 4L80E MANUAL SPEEDOMETER TAIL HOUSING INSTALLATION INSTRUCTIONS


Install drive gear by gently pushing gear onto output shaft. Using an aluminum tube and a rubber hammer, tap gear until it stops against raised part of shaft.



**Install o-ring into groove of tail housing.**




**Install tail housing onto transmission body using your existing six bolts.**





Install sleeve assembly into tail housing. Recommend a small amount of lithium grease on o-ring. Line up retaining clip with tangs on sleeve. Install retaining clip to tail housing using supplied nut.







This completes the tail housing installation.